



UNIJET 75 2V

0.75 kW 50Hz; 0.9 kW 60Hz SINGLE-PHASE

0.7 kW 50Hz; 0.8 kW 60Hz THREE-PHASE

Per l'aspirazione di fluidi diversi dall'aria non contaminata o a temperature superiori ai 40°C vi preghiamo di contattarci.

The standard side channel blowers/aspirators are designed to handle clean air up to a maximum of 40°C. Please contact us for special applications.

Motori costruiti secondo le norme CEI 2-3 (1988) ISOL. CL F PROT. IP 55 e certificati cCSAus (monofase cCSAus su richiesta)

Motors construction conform with CEI 2-3 (1988) NORMS. ISOL. CL F PROT. IP 55, cCSAus certified (single-phase cCSAus upon request)

cCSAus file nr. 242079 

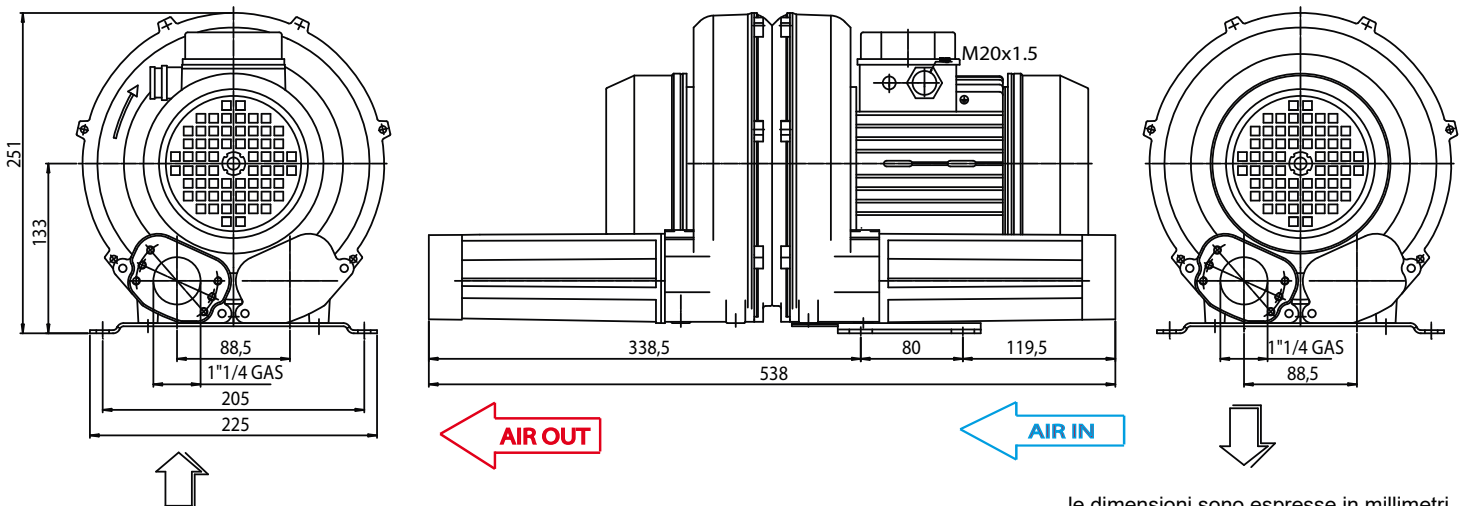
	Articolo Item code	kW	V	Hz	assorb. AMP absorbed AMPS	giri/ min. r.p.m.	limite servizio max cont. duty S1 (mbar)	μF/V	sonda termica motore elettrico (tipo) electric motor thermal sensor (type)	dB (A)*	peso (Kg) weight (Kg)
MONOFASE SINGLE-PHASE	019120	0.7	230	50	5	2800	-270 +245	20 / 450	bi-metal (klixon)	64	16
	019168	0.8	220	60	6	3400	-255 +235	20 / 450	bi-metal (klixon)	68	16
TRIFASE THREE-PHASE	019130	0.75	200-240 Δ 345-415 Y	50	3.4 Δ 1.95 Y	2800	-215 +215	-	bi-metal (klixon)	64	16
	019130	0.9	220-275 Δ 380-480 Y	60	3.4 Δ 1.95 Y	3450	-205 +195	-	bi-metal (klixon)	68	16
	019165	0.75	230 Δ 400 Y	50	3.5 Δ 2 Y	2800	-270 +245	-	bi-metal (klixon)	64	16
	019165	0.9	265 Δ 460 Y	60	3.3 Δ 1.9 Y	3450	-245 +230	-	bi-metal (klixon)	68	16

* Livello di pressione sonora rilevato secondo le Norme ISO 3746 - 1979 (E). Parametri: r=1 - Rumore di fondo 51 dB (A) - Strumento: Brüel & Kjær type 2232.

* Sound pressure level tested according to ISO regulation 3746 - 1979 (E). Parameters: r=1 - Background noise 51 dB (A) - Instrument: Brüel & Kjær type 2232.

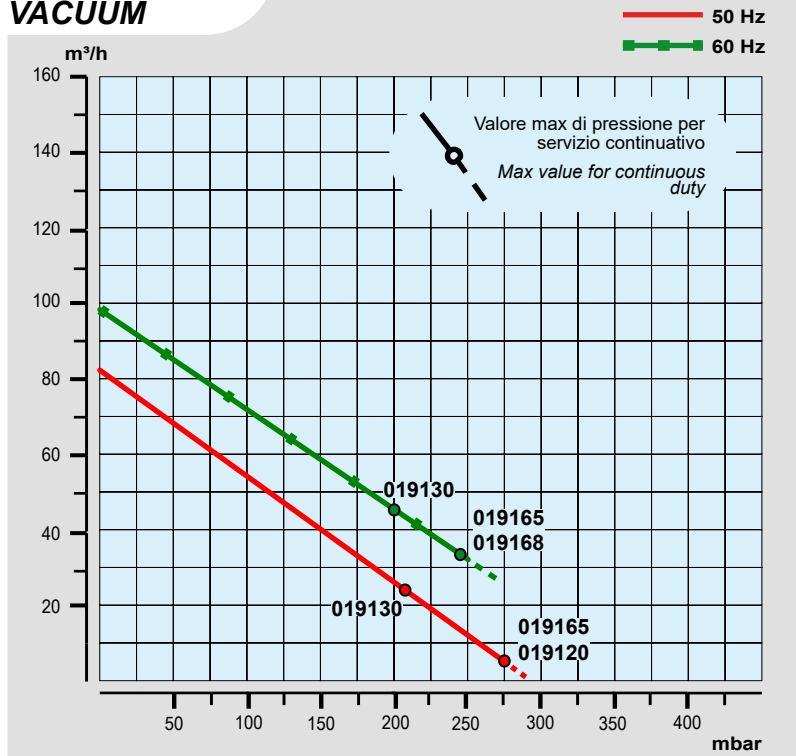
dimensioni:

dimensions:

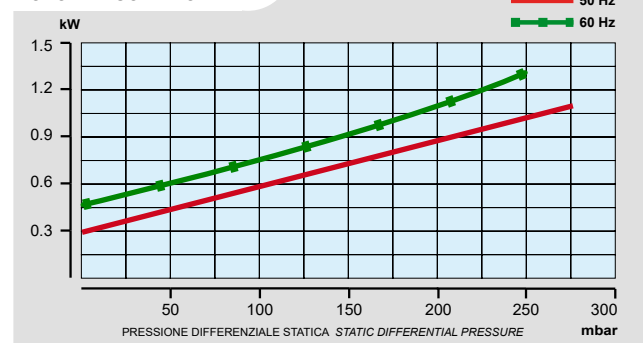


le dimensioni sono espresse in millimetri
all dimensions are in mm

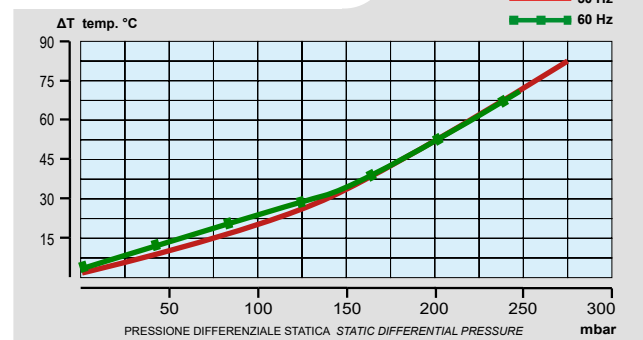
ASPIRAZIONE VACUUM



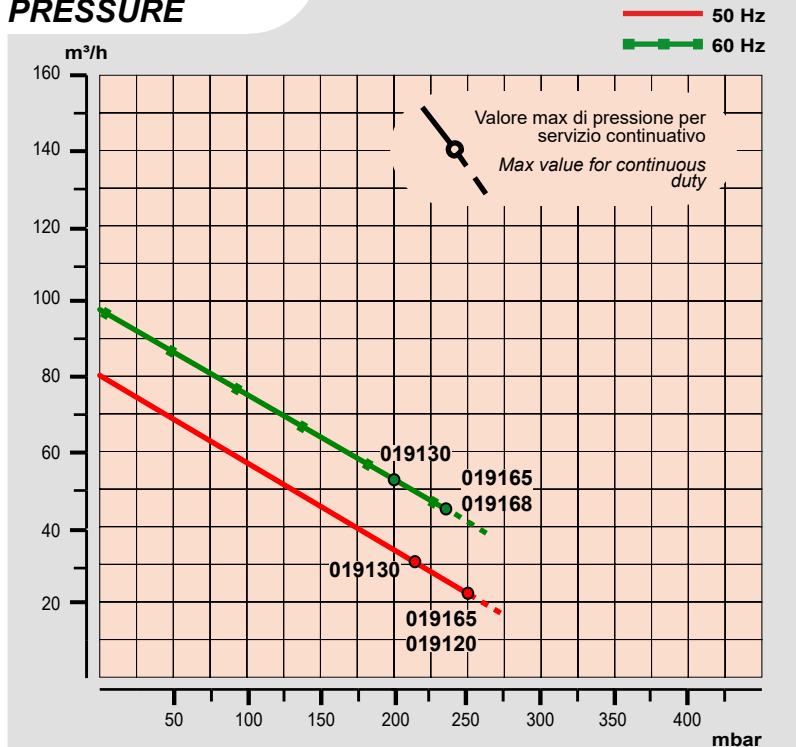
ASSORBIMENTO MOTORE MOTOR ABSORPTION



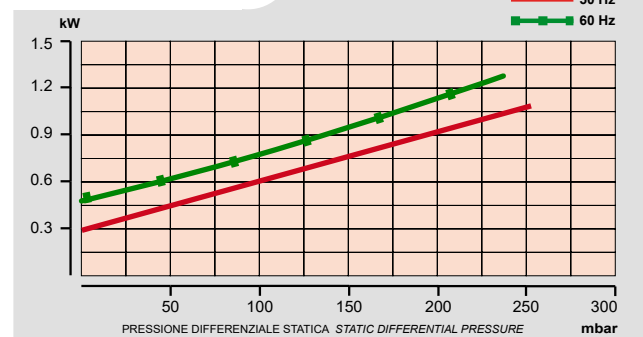
INCREMENTO TEMPERATURA ARIA AIR TEMPERATURE INCREASE



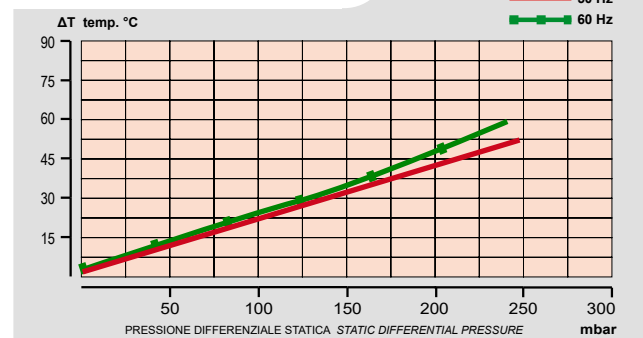
COMPRESSIONE PRESSURE



ASSORBIMENTO MOTORE MOTOR ABSORPTION



INCREMENTO TEMPERATURA ARIA AIR TEMPERATURE INCREASE



Tutti i dati della presente scheda tecnica si intendono indicativi e potranno essere modificati dalla casa in qualsiasi momento senza nessun preavviso.

La curva di aspirazione è riferita ad aria alla temperatura media di 20 °C e 1013 mbar sul raccordo di mandata.

La curva di compressione è riferita ad aria alla temperatura media di 20 °C e 1013 mbar sul raccordo di aspirazione.

All data is intended as an indication and may be modified without prior notice.

The vacuum curve is valid for pumping air, with a temperature of 20°C at the inlet flange and with a pressure of 1013 mbar at the discharge port.

The pressure curve is valid for pumping air, with an average temperature of 20°C and 1013 mbar at the inlet flange.

l/min = m³/h · 16,667
CFM = m³/h · 0,588
mbar = mm H2O · 0,098
PSI = mm H2O · 0,00142